

# STANDARD TREATMENT WORKFLOW (STW)

## Common Bile Duct Stone

Rajdeep Singh<sup>1</sup>, Virinder Kumar Bansal<sup>2</sup>, Anurag Mishra<sup>3</sup>, Monty Khajanchi<sup>4</sup>, Rajiv Sharma<sup>5</sup>, Sanjay Gupta<sup>6</sup>, Sukumar Maiti<sup>7</sup>

<sup>1</sup>Maulana Azad Medical College, New Delhi; <sup>2</sup>All India Institute of Medical Sciences, New Delhi; <sup>3</sup>Maulana Azad Medical College, New Delhi; <sup>4</sup>King Edward Memorial Hospital, Mumbai; <sup>5</sup>Government Medical College and Hospital, Chandigarh; <sup>6</sup>Government Medical College and Hospital, Chandigarh; <sup>7</sup>Medical College and Hospital, Kolkata

### CORRESPONDING AUTHOR

Rajdeep Singh, Department of General Surgery, Maulana Azad Medical College, New Delhi  
Email: [rajdeep.mamc@gmail.com](mailto:rajdeep.mamc@gmail.com)

### CITATION

Singh R, Bansal VK, Mishra A, Khajanchi M, Sharma R, Gupta S, Maiti S. Common Bile Duct Stone. Journal of the Epidemiology Foundation of India. 2024;2(1Suppl):S119-S120.

DOI: <https://doi.org/10.56450/JEFI.2024.v2i1Suppl.060>

This work is licensed under a Creative Commons Attribution 4.0 International License.

©The Author(s). 2024 Open Access

### DISCLAIMER

This article/STW, was originally published by Indian Council of Medical Research (ICMR) under Standard Treatment Workflow. The reprinting of this article in Journal of the Epidemiology Foundation of India (JEFI) is done with the permission of ICMR. The content of this article is presented as it was published, with no modifications or alterations. The views and opinions expressed in the article are those of the authors and do not necessarily reflect the official policy or position of JEFI or its editorial board. This initiative of JEFI to reprint STW is to disseminate these workflows among Health Care Professionals for wider adoption and guiding path for Patient Care.

July/2024



Department of Health Research  
Ministry of Health and Family Welfare, Government of India



icmr  
INDIAN COUNCIL OF  
MEDICAL RESEARCH  
Serving the nation since 1911

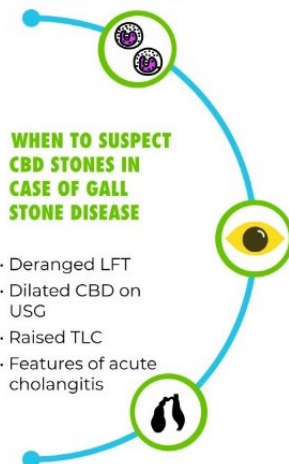
## Standard Treatment Workflow (STW)

### COMMON BILE DUCT STONE

ICD-10-K 80.5

#### CLINICAL PRESENTATION OF CBD STONES

##### ASYMPTOMATIC/ DETECTED ON WORK UP FOR GALLBLADDER STONES



• Abdominal pain

**OBSTRUCTIVE JAUNDICE**

• Abdominal pain  
• Fever with chills  
• Shock

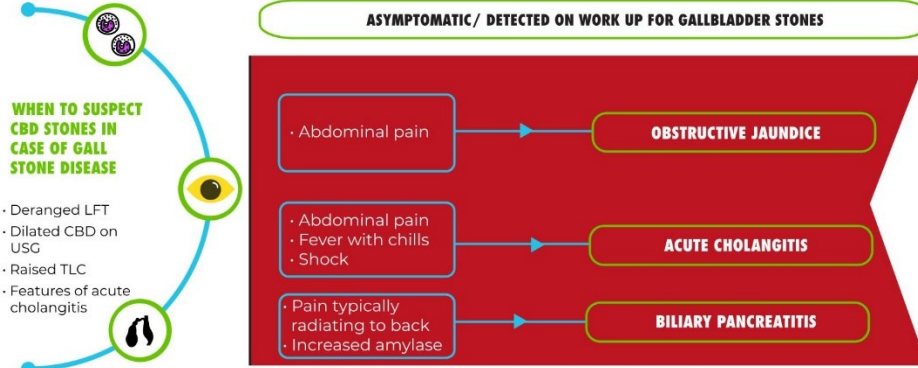
**ACUTE CHOLANGITIS**

• Pain typically radiating to back  
• Increased amylase

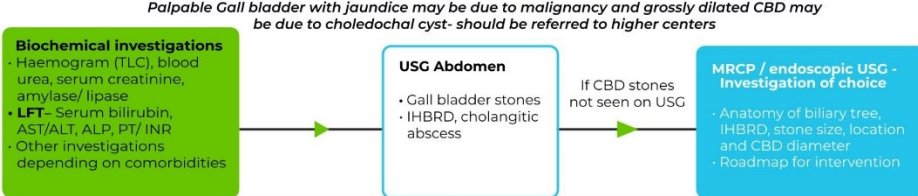
**BILIARY PANCREATITIS**

**Standard Treatment Workflow (STW)**  
**COMMON BILE DUCT STONE**  
ICD-10-K 80.5

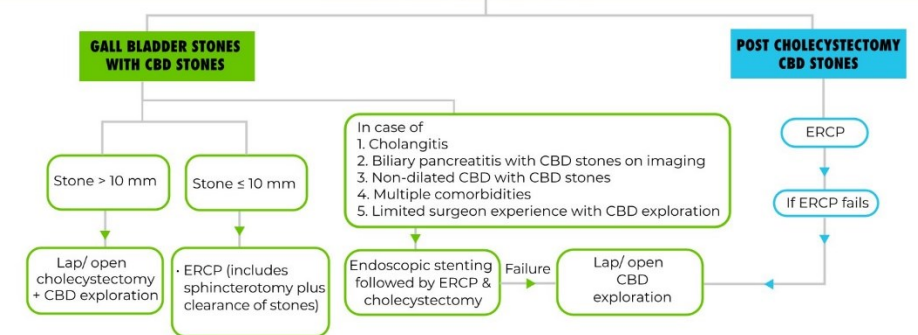
**CLINICAL PRESENTATION OF CBD STONES**



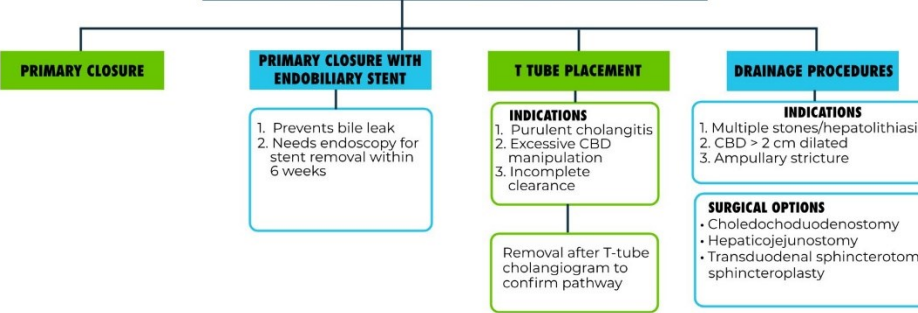
**WORK UP OF A PATIENT WITH SUSPECTED CBD STONES**



**MANAGEMENT OPTIONS (PREFERABLY AT TERTIARY CARE CENTER)**



**OPTIONS FOR CBD CLOSURE AFTER CBD EXPLORATION**



**ABBREVIATIONS**

- ALP:** Alkaline phosphatase
- ALT:** Alanine Transaminase
- AST:** Aspartate transerase
- CBD:** Common Bile Duct
- ERCP:** Endoscopic Retrograde Cholangiopancreatography
- IHBRD:** Intrahepatic Biliary Radical Dilatation
- INR:** International Normalised Ratio
- LFT:** Liver Function Test
- MRCP:** Magnetic Resonance Cholangiopancreatography
- PT:** Prothrombin Time

**KEEP A HIGH THRESHOLD FOR INVASIVE PROCEDURES**

This STW has been prepared by national experts of India with feasibility considerations for various levels of healthcare system in the country. These broad guidelines are advisory, and are based on expert opinions and available scientific evidence. There may be variations in the management of an individual patient based on his/her specific condition, as decided by the treating physician. There will be no indemnity for direct or indirect consequences. Kindly visit the website of DHR for more information: ([stw.icmr.org.in](http://stw.icmr.org.in)) for more information. ©Department of Health Research, Ministry of Health & Family Welfare, Government of India.