

STANDARD TREATMENT WORKFLOW (STW)

Adult Musculoskeletal Tuberculosis

Dhruva Chaudhry¹, Ashutosh N Aggarwal², Anil Kumar Jain³, Ashwani Khanna⁴, Camilla Rodrigues⁵, Jai Bhagwan Sharma⁶, Jyotirmay Biswas⁷, Kusum Sharma⁸, Mandira Varma-Basil⁹, Manish Modi¹⁰, Manjula Datta¹¹, Narayan Jana¹², Nitish Naik¹³, Priscilla Rupali¹⁴, Rajesh Malhotra¹⁵, Ramprasad Dey¹⁶, Ritesh Aggarwal¹⁷, Rohit Bhatia¹⁸, Roy Thankachen¹⁹, Sambit N Bhattacharya²⁰, Thangakunam Balamugesh²¹, Uday Pratap Singh²², V Ramesh²³, Vineet Ahuja²⁴, Vishal Sharma²⁵, Vishali Gupta²⁶

¹Pulmonary & Critical Care Medicine, Pandit Bhagwat Dayal Sharma Post Graduate Institute of Medical Sciences, Rohtak; ²Pulmonary Medicine, Postgraduate Institute of Medical Education and Research, Chandigarh; ³Orthopedics, University College of Medical Sciences, New Delhi; ⁴National Tuberculosis Elimination Program, Govt of India, New Delhi; ⁵Parmanand Deepchand Hinduja and Medical Research Centre, Mumbai; ⁶Obstetrics and Gynaecology, All India Institute of Medical Sciences, New Delhi; ⁷Uveitis & Ocular Pathology Department, Sankara Nethralaya, Chennai; ⁸Medical Microbiology, Postgraduate Institute of Medical Education and Research, Chandigarh; ⁹Microbiology, Vallabhbhai Patel Chest Institute, University of Delhi, Delhi; ¹⁰Neurology, Postgraduate Institute of Medical Education and Research, Chandigarh; ¹¹ASPIRE Chennai; ¹²Obstetrics and Gynaecology, Chittaranjan Seva Sadan College of Obstetrics, Gynaecology and Child Health, Kolkata; ¹³Cardiology, All India Institute of Medical Sciences, New Delhi; ¹⁴Infectious Diseases, Christian Medical College, Vellore; ¹⁵Orthopedics, All India Institute of Medical Sciences, New Delhi; ¹⁶Obstetrics and Gynaecology, Chittaranjan Seva Sadan College of Obstetrics, Gynaecology and Child Health, Kolkata; ¹⁷Pulmonary Medicine, Postgraduate Institute of Medical Education and Research, Chandigarh; ¹⁸Neurology, All India Institute of Medical Sciences, New Delhi; ¹⁹Cardio-thoracic and Vascular Surgery, Christian Medical College Vellore; ²⁰Dr Baba Saheb Ambedkar Medical College & Hospital, Delhi; ²¹Pulmonary Medicine, Christian Medical College, Vellore; ²²Urology, Sanjay Gandhi Postgraduate Institute of Medical Sciences, Lucknow, India; ²³Employees' State Insurance Corporation Medical College and Hospital, Faridabad; ²⁴Gastroenterology, All India Institute of Medical Sciences, New Delhi; ²⁵Gastroenterology, Postgraduate Institute of Medical Education and Research, Chandigarh; ²⁶Advanced Eye Centre, Postgraduate Institute of Medical Education and Research, Chandigarh

CORRESPONDING AUTHOR

Dhruva Chaudhry, Pulmonary & Critical Care Medicine, Pandit Bhagwat Dayal Sharma Post Graduate Institute of Medical Sciences, Rohtak, Haryana

Email: dhruvachaudhry@yahoo.co.in

CITATION

Chaudhry D, Aggarwal AN, Jain AK, Ashwani Khanna, Rodrigues C, Sharma JB, Biswas J, Sharma K, Varma M, Modi M, Datta M, Jana N, Naik N, Rupali P, Malhotra R, Dey R, Aggarwal R, Bhatia R, Thankachen R, Bhattacharya SN, Balamugesh T, Singh UP, Ramesh V, Ahuja V, Sharma V, Gupta V. Adult Musculoskeletal Tuberculosis. Journal of the Epidemiology Foundation of India. 2024;2(1Suppl):S219-S220.

DOI: <https://doi.org/10.56450/JEFI.2024.v2i1Suppl.110>

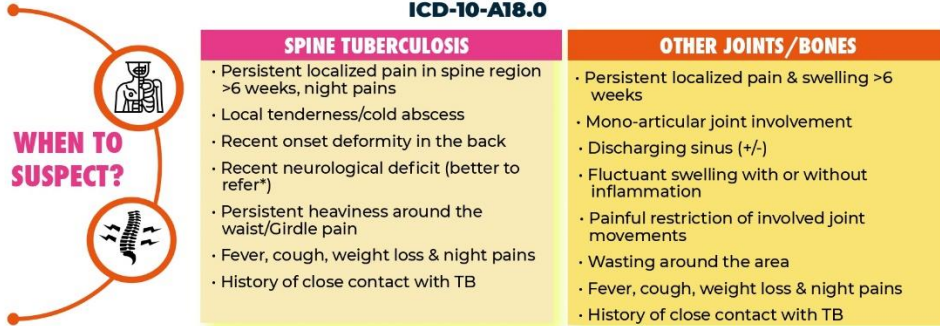
This work is licensed under a Creative Commons Attribution 4.0 International License.

©The Author(s). 2024 Open Access

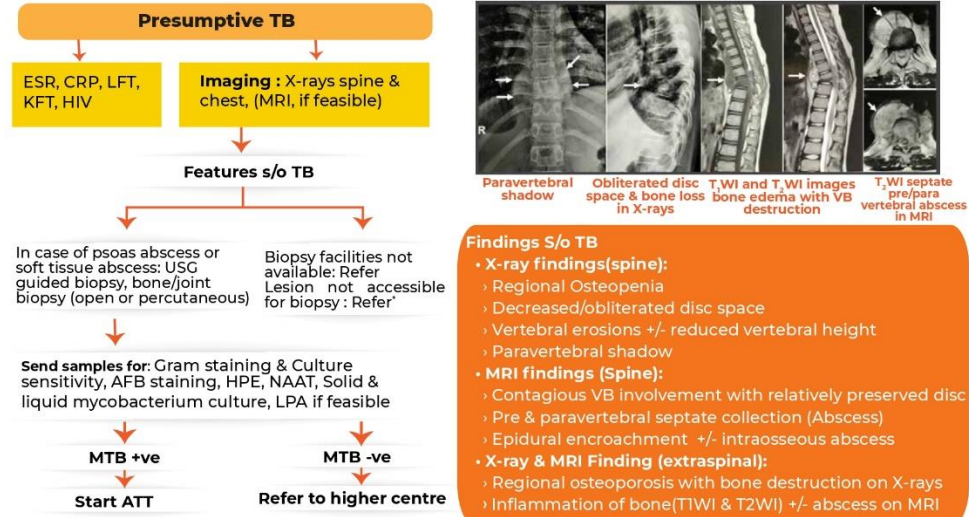
DISCLAIMER

This article/STW, was originally published by Indian Council of Medical Research (ICMR) under Standard Treatment Workflow. The reprinting of this article in Journal of the Epidemiology Foundation of India (JEFI) is done with the permission of ICMR. The content of this article is presented as it was published, with no modifications or alterations. The views and opinions expressed in the article are those of the authors and do not necessarily reflect the official policy or position of JEFI or its editorial board. This initiative of JEFI to reprint STW is to disseminate these workflows among Health Care Professionals for wider adoption and guiding path for Patient Care.

**Standard Treatment Workflow (STW) for the Management of
ADULT MUSCULOSKELETAL TUBERCULOSIS
ICD-10-A18.0**

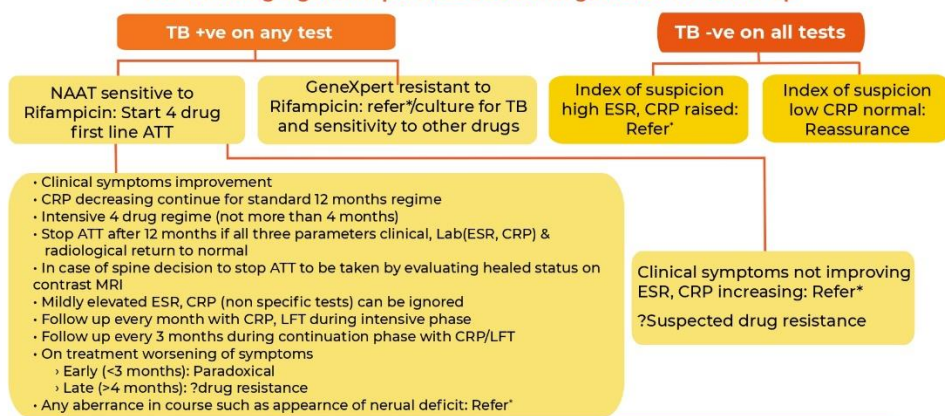


DIAGNOSTIC ALGORITHM



TREATMENT

Treatment should be started & follow-up should be conducted as per NTEP guidelines
The following algorithm provides additional guidance for follow-up



ABBREVIATIONS

AFB: Acid-fast Bacillus	HIV: Human Immunodeficiency Virus	MRI: Magnetic Resonance Imaging
ATT: Anti-Tubercular Treatment	HPE: Histopathological examination	NTEP: National TB Elimination Programme
CRP: C-Reactive Protein	KFT: Kidney Function Tests	TB: Tuberculosis
ESR: Erythrocyte Sedimentation Rate	LFT: Liver Function Tests	USG: Ultrasonography
	LPA: Line Probe Assay	VB: Vertebral body
		WNL: Within Normal Limits

REFERENCES

1. National TB Elimination Programme, Central TB Division. Training Modules for Programme Managers & Medical Officers. Ministry of Health & Family Welfare, Government of India <https://tbcindia.gov.in/index1.php?lang=1&level=1&sublinkid=54&sublinkid=3540> Last accessed on 10 March, 2022.

2. Guidelines for programmatic management of drug resistant tuberculosis in India March 2021. National TB Elimination Programme, Central TB Division, Ministry of Health & Family Welfare, Government of India <https://tbcindia.gov.in/showfile.php?lid=3590> Last accessed on 10 March, 2022.

This STW has been prepared by national experts of India with feasibility considerations for various levels of healthcare system in the country. These broad guidelines are advisory, and are based on expert opinions and available scientific evidence. There may be variations in the management of an individual patient based on his/her specific condition, as decided by the treating physician. There will be no indemnity for direct or indirect consequences. Kindly visit our web portal (stwicmr.org.in) for more information.

© Indian Council of Medical Research and Department of Health Research, Ministry of Health & Family Welfare, Government of India.